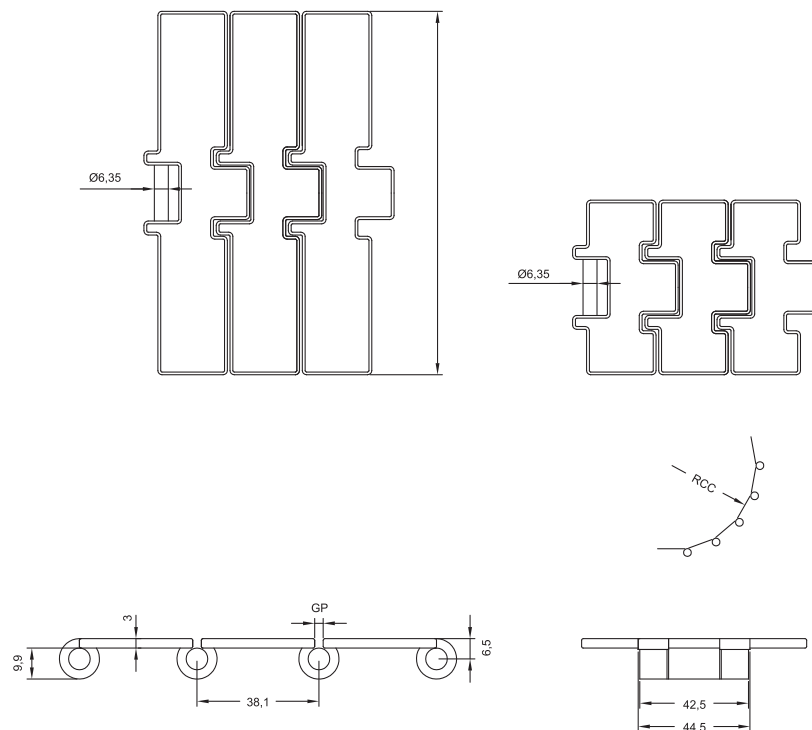


CADENAS DE CHARNELA DE ACERO INOXIDABLE

Stainless steel flat top chains

Chaînes à palettes acier inox



Serie 812/815

Referencia Reference Référence	Ancho platillo Slat width Largeur palettes	Dureza Hardness Dureté	GP	Carga de trabajo Working load Capacité de charge	RCC	Peso Weight Poids
	mm	(HRC)	mm	N	mm	kg/m
SS812/815 K225	57,1	30	1,6	6000	150	2,18
SS812/815 K250	63,5	30	1,6	6000	150	2,25
SS812/815 K263	66,7	30	1,6	6000	150	2,33
SS812/815 K275	69,9	30	1,6	6000	150	2,35
SS812/815 K300	76,2	30	1,6	6000	150	2,50
SS812/815 K325	82,5	30	1,6	6000	150	2,65
SS812/815 K330	83,8	30	1,6	6000	150	2,70
SS812/815 K350	88,9	30	1,6	6000	150	2,75
SS812/815 K400	101,6	30	1,6	6000	150	3,00
SS812/815 K450	114,3	30	1,6	6000	150	3,30
SS812/815 K600	152,4	30	1,6	6000	150	4,20
SS812/815 K750	190,5	30	1,6	6000	150	5,10

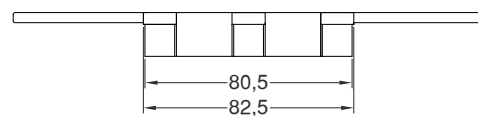
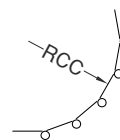
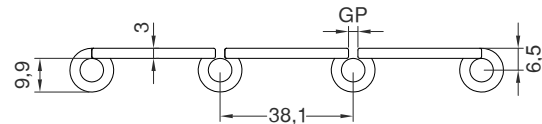
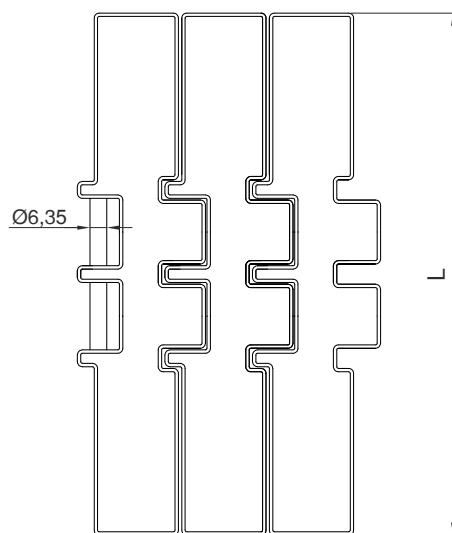

Serie 812: Disponible en AISI 430 y AISI 431 / Available in AISI 430 and AISI 431 / Disponible en AISI 430 et AISI 431.

Serie 815: Disponible en AISI 304 y AISI 430-REFORZADO / Available in AISI 304 and AISI 430-REINFORCED / Disponible en AISI 304 et AISI 430-DURCI.

CADENAS DE CHARNELA DE ACERO INOXIDABLE

Stainless steel flat top chains

Chaînes à palettes acier inox



Serie 802/805

Referencia Reference Référence	Ancho platillo Slat width Largeur palettes	Dureza Hardness Dureté	GP	Carga de trabajo Working load Capacité de charge	RCC	Peso Weight Poids
	mm	(HRC)	mm	N	mm	kg/m
SS802/805 K450	114,3	30	1,6	15000	150	4,00
SS802/805 K500	127,0	30	1,6	15000	150	4,45
SS802/805 K600	152,4	30	1,6	15000	150	4,95
SS802/805 K750	190,5	30	1,6	15000	150	5,80

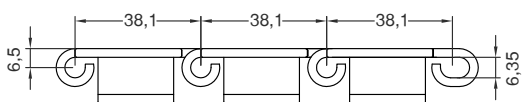
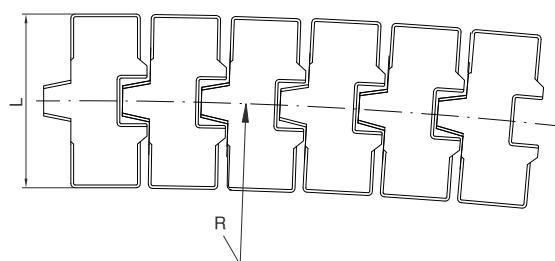

Serie 802: Disponible en AISI 430 y AISI 431 / Available in AISI 430 and AISI 431 / Disponible en AISI 430 et AISI 431.

Serie 805: Disponible en AISI 304 y AISI 430-REFORZADO / Available in AISI 304 and AISI 430-REINFORCED / Disponible en AISI 304 et AISI 430-DURCI.

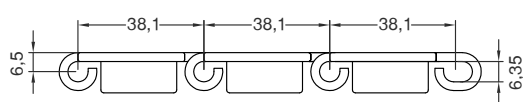
CADENAS DE CHARNELA DE ACERO INOXIDABLE

Stainless steel flat top chains

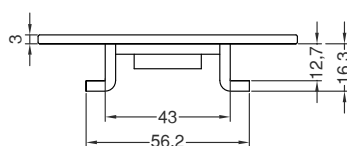
Chaînes à palettes acier inox



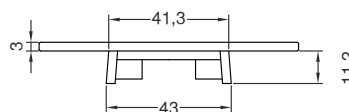
TAB



BEVEL 8°



TAB



BEVEL 8°

Serie 881

	Referencia Reference Référence	Ancho platillo Slat width Largeur palettes	R min	Dureza Hardness Dureté	Carga de trabajo Working load Capacité de charge	Peso Weight Poids
		mm	mm	(HRC)	N	kg/m
BEVEL 8°	SS881 K325	82,5	457	30	6000	2,80
	SS881 K450	114,3	500	30	6000	3,40
	SS881 K600*	152,4	500	30	6000	4,10
	SS881 K750	190,5	500	30	6000	4,80
TAB	SS881T K325	82,5	457	30	6000	2,95
	SS881T K450	114,3	500	30	6000	3,60
	SS881T K600	152,4	500	30	6000	4,25
	SS881T K750	190,5	500	30	6000	5,05

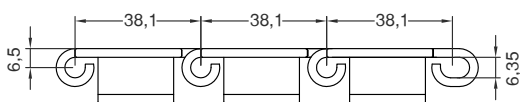
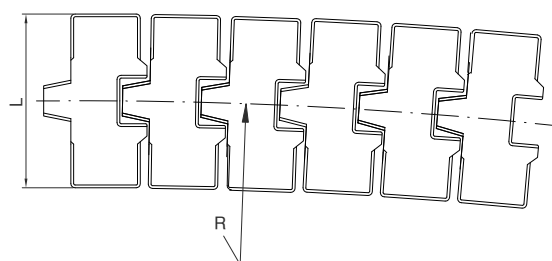
Disponible en AISI 304, AISI 430, AISI 430-REFORZADO y AISI 431 / Available in AISI 304, AISI 430, AISI 430-REINFORCED and AISI 431 / Disponible en AISI 304, AISI 430, AISI 430-DURCI et AISI 431.

CADENAS DE CHARNELA DE ACERO INOXIDABLE

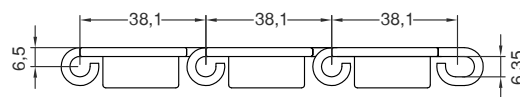
Stainless steel flat top chains

Chaînes à palettes acier inox

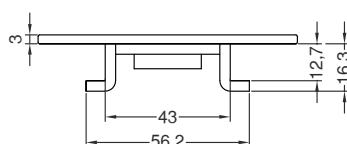
4



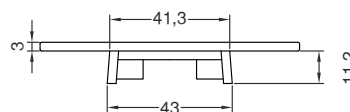
TAB



BEVEL 8°



TAB



BEVEL 8°

Serie 8811

	Referencia Reference Référence	Ancho platillo Slat width Largeur palettes	R min	Dureza Hardness Dureté	Carga de trabajo Working load Capacité de charge	Peso Weight Poids
		mm	mm	(HRC)	N	kg/m
BEVEL 8°	SS8811 K325	82,5	500	30	6000	2,90
	SS8811 K330	83,8	500	30	6000	2,80
	SS8811 K350	88,9	500	30	6000	3,10
	SS8811 K450	114,3	610	30	6000	3,60
	SS8811 K750	190,5	610	30	6000	5,30
TAB	SS8811T K325	82,5	500	30	6000	3,10
	SS8811T K330	83,8	500	30	6000	3,15
	SS8811T K350	88,9	500	30	6000	3,30
	SS8811T K450	114,3	610	30	6000	3,80
	SS8811T K750	190,5	610	30	6000	5,50

Disponible en AISI 304, AISI 430, AISI 430-REFORZADO y AISI 431 / Available in AISI 304, AISI 430, AISI 430-REINFORCED and AISI 431 / Disponible en AISI 304, AISI 430, AISI 430-DURCI et AISI 431.